














Fall  
2015









			Fall 2015 HC as of CENSUS	Fall 2016 HC as of CENSUS	One Year % Change	Fall 2015 FTE as of CENSUS	Fall 2016 FTE as of CENSUS	One Year % Change FTE
Degree	Major	Concentration						
Master of International Busi	Total	Total	37	47	27.03	31	41	33.09
	International Business	None	37	47	27.03	31	41	33.09
Master of Liberal Arts	Total	Total	34	32	-5.88	23	21	-8.70
	Lib. Arts w/Spec. Ed 4-8, 7-12	None	0	2	.	0	2	.
	Liberal Arts	None	34	30	-11.76	23	19	-17.39
MS in Human Resource Managemen	Total	Total	75	82	9.33	66	69	4.52
	Human Resources Management	None	75	82	9.33	66	69	4.52
Non-Degree Seeking GR	Total	Total	53	29	-45.28	32	14	-57.09
	Undeclared	None	0	1	.	0	0	.

(Continued)





















			Fall 2015 SCH as of CENSUS	Fall 2016 SCH as of CENSUS	One Year % Change
Level	College				
Undergraduate	Total	Total	31,435	32,477	3.31
	No College Designated	Total	10	5	-50.00
		Lecture	10	5	-50.00
	Dunham College of Business	Total	3,516	3,450	-1.88
		Lecture	3,516	3,432	-2.39



d d 401.28 268.8 0.48 20.16 8 re




			Fall 2015 SCH as of CENSUS	Fall 2016 SCH as of CENSUS	One Year % Change
Level	College				
Undergraduate	School of Nursing and Allied Health	Total	3,706	4,276	15.38
		Lab	0	0	.
		Online-Hybrid	0	68	.
		Lecture	3,362	3,586	6.66
		Online 100%	344	622	80.81
Graduate Student	Total	Total	6,329	6,453	1.96
	Dunham College of Business	Total	1,940	1,943	0.15
		Lab	0	0	.
		Lecture	1,880	1,889	0.48
		Online 100%	60	54	-10.00
	School of Christian Thought	Total	730	957	31.10
		Online-Hybrid	0	9	.
Independent Study		6	30	400.00	

			Fall 2015 SCH as of CENSUS	Fall 2016 SCH as of CENSUS	One Year % Change
Level	College				
Graduate Student	School of Fine Arts	Total	318	306	-3.77
		Lecture	318	306	-3.77
	School of Humanities	Total	213	201	-5.63
		Online-Hybrid	0	6	.
		Lecture	213	195	-8.45
	College of Education and Behavioral Scie	Total	3,128	3,046	-2.62
		Online-Hybrid	48	18	-62.50
		Independent Study	0	9	.
		Lecture	2,441	2,430	-0.45
		Internship	1	3	200.00
	Online 100%	638	586	-8.15	
Total	Total	Total	37,764	38,930	3.09

		Fall 2015				Fall 2016				
		Schedule Type			All	Schedule Type				All
		Lecture	Internship	Online 100%		Lab	Lecture	Internship	Online 100%	
		Hours	Hours	Hours	Hours	Hours	Hours	Hours	Hours	Hours
College	MBA	781	.	.	781	0	746	.	.	746
Business	MBA Leveling	124	.	36	160	.	58	.	30	88
	MIB	212	.	.	212	.	327	.	.	327
	MBA Leveling	124	.	36	160	.	58	.	30	88

MBA Leveling 16 re B\* d d 69.2 32.9 0.48 20.1644 d BT /TT2 10.07 22.29.29.56 Td (27)Tj ET d 588 272.2.29.52 0.48 re B\* d d 57.6 27.



			Fall 2015		Fall 2016	
			#	Hours	#	Hours
Level	College					
Undergraduate	No College Designated	Lecture	17	41	29	67
		Total	17	41	29	67
	Dunham College of Business					
		Lecture	51	153	54	162
		Internship	.	.	2	6
	School of Christian Thought	Total	51	153	56	168
		Online-Hybrid			1	1





			Fall 2015		Fall 2016		
			#	Hours	#	Hours	
Level	College						
Undergraduate	Smith College of Liberal Arts	Total	69	201	.	.	
		College of Education and Behavioral Scie					
		Online-Hybrid	.	.	1	3	
		Independent Study	2	6	4	12	
		Lecture	75	277	94	353	
		Online 100%	1	3	1	3	
		Total	78	286	100	371	
		College of Science and Mathematics					
			Lab	48	0	45	0
			Lecture	82	260	76	241
			Online 100%	1	3	1	3
			Total	131	263	122	244

Schoolre B\* d d 61.20.20.16 re B\* B\* d d 61.20.20.16 re B\* 20.16 re B\* d BT /TT2 10.09 d d 64.2 16.38 0.98 16.2 204.



