

Enrollment and Credit Hour Report
 Summer Term As of Census
 Enrollment
 July 12, 2021

HC and FTE		Summer 2020 as of CENSUS	Summer 2021 as of CENSUS	One Year % Change	Summer 2020 FTE as of CENSUS	Summer 2021 FTE as of CENSUS	One Year % Change FTE
Undergraduate	Total	850	707	-16.82	403	361	-10.38
	Freshman	144	139	-3.47	68	69	2.59
	Sophomore	123	120	-2.44	60	61	2.24
		234	169	-27.78	119	86	-27.68
	Senior	343	277	-19.24	154	144	-6.58
	Non-Degree Seeking	6	2	-66.67	2	1	-74.07
Post Baccalaureate	Total	4	1	-75.00	1	1	-64.71
	Post Baccalaureate	4	1	-75.00	1	1	-64.71
Graduate Student	Total	898	939	4.57	622	631	1.52
	Graduate	893	936	4.82	620	630	1.58
	Non-Degree Seeking	5	3	-40.00	2	2	-16.67
Total							

Enrollment and Credit Hour Report
 Summer Term As of Census
 100% Online by Enrollee Type, Headcount and SCH
 July 12, 2021

100% Online Student HC and SCH		Summer 2020 HC as of CENSUS	Summer 2021 HC as of CENSUS	One Year % Change	Summer 2020 SCH as of CENSUS	Summer 2021 SCH as of CENSUS	One Year % Change SCH
Undergraduate	Total	252	249	-1.19	1,844	1,937	5.04
	New First Time Freshman (0hrs)	8	11	37.50	45	81	80.00
	Transfer Student	46	38	-17.39	325	280	-13.85
	Post-Baccalaureate (Deg)	1	1	0.00	6	4	-33.33
	Continuing	189	197	4.23	1,438	1,565	8.83
	Non-Degree Seeking	8	2	-75.00	30	7	-76.67
Post Baccalaureate	Total	3	1	-66.67	17	6	-64.71
	Continuing	3	1	-66.67	17	6	-64.71
Graduate Student	Total	430	572	33.02	2,752	3,679	33.68
	Graduate Student	85	59	-30.59	517	356	-31.14
	Continuing	342	512	49.71	2,220	3,317	49.41
	Non-Degree Seeking	3	1	-66.67	15	6	-60.00
Total	Total	685	822	20.00	4,613	5,622	21.87

Enrollment and Credit Hour Report
 Summer Term As of Census
 Graduate Enrollment by Degree, Major, and Concentration
 July 12, 2021

			Summer 2020 HC as of CENSUS	Summer 2021 HC as of CENSUS	One Year % Change	Summer 2020 FTE as of CENSUS	Summer 2021 FTE as of CENSUS	One Year % Change FTE
Degree	Major	Concentration						
Master of Arts	Human Services Counseling	Professional Life Coaching	0	6	.	0	4	.
		Marriage and Family Studies	1	1	0.00	1	0	-66.67
		None	2	0	.	1	0	.
		Addiction and Recovery	0	1	.	0	0	.
		Human Sexuality	1	0	.	1	0	.
		Marriage and Family	4	14	250.00	2	8	360.00
	Counseling	None	5	0	.	2	0	.
	Intercultural Studies	None	1	1	0.00	0	1	100.00

(Continued)

Enrollment and Credit Hour Report
Summer Term As of Census
Graduate Enrollment by Degree, Major, and Concentration
July 12, 2021

			Summer 2020 HC as of CENSUS	Summer 2021 HC as of CENSUS	One Year % Change	Summer 2020 FTE as of CENSUS	Summer 2021 FTE as of CENSUS	One Year % Change FTE
Degree	Major	Concentration						
	Pastoral Counseling	Human Sexuality	1	0	.	1		

Enrollment and Credit Hour Report
 Summer Term As of Census
 Graduate Enrollment by Degree, Major, and Concentration
 July 12, 2021

			Summer 2020 HC as of CENSUS	Summer 2021 HC as of CENSUS	One Year % Change	Summer 2020 FTE as of CENSUS	Summer 2021 FTE as of CENSUS	One Year % Change FTE
Degree	Major	Concentration						
Master of Arts	Theological Studies	Biblical Languages	0	3	.	0	1	.
		Biblical Studies	0	5	.	0	3	.
		Entrepreneurial Leadership	0	1	.	0	1	.
		Biblical Languages Track	0	1	.	0	1	.
		None	33	14				

Enrollment and Credit Hour Report
 Summer Term As of Census
 Graduate Enrollment by Degree, Major, and Concentration
 July 12, 2021

			Summer 2020 HC as of CENSUS	Summer 2021 HC as of CENSUS	One Year % Change	Summer 2020 FTE as of CENSUS	Summer 2021 FTE as of CENSUS	One Year % Change FTE
Degree	Major	Concentration						
Master of Business Admin.	Total	Total	84	92	9.52	59	63	7.36
	Business Administration	Accounting	19	6	-68.42	14	4	-69.77
		General Business	20	0	.	15	0	.
		General Management	0	24	.	0	15	.
		Entrepreneursh ip	4	9	125.00	3	7	117.86
		International Business	15	21	40.00	10	16	56.67
		Marketing	6	4	-33.33	5	2	-59.09
		None	15	9	-40.00	9	5	-41.56
		Org. Development & Change	5	15	200.00	3	11	232.26
		Data Analytics	None	0	4	.	0	3

(Continued)

Enrollment and Credit Hour Report
 Summer Term As of Census
 Graduate Enrollment by Degree, Major, and Concentration
 July 12, 2021



			Summer 2020 HC as of CENSUS	Summer 2021 HC as of CENSUS	One Year % Change	Summer 2020 FTE as of CENSUS	Summer 2021 FTE as of CENSUS	One Year % Change FTE
Degree	Major	Concentration						
		Mid Sch Read/Lang Arts/Eng 4-8						

Enrollment and Credit Hour Report
 Summer Term As of Census
 Graduate Enrollment by Degree, Major, and Concentration
 July 12, 2021

			Summer 2020 HC as of CENSUS	Summer 2021 HC as of CENSUS	One Year % Change	Summer 2020 FTE as of CENSUS	Summer 2021 FTE as of CENSUS	One Year % Change FTE
Degree	Major	Concentration						
Master of Education	Higher Education	Higher Ed.-Business Management	3	2	-33.33	2	1	-40.00
		Christian Studies	1	0	.	1	0	.
		Counseling						

Enrollment and Credit Hour Report
 Summer Term As of Census
 Graduate Enrollment by Degree, Major, and Concentration
 July 12, 2021

			Summer 2020 HC as of CENSUS	Summer 2021 HC as of CENSUS	One Year % Change	Summer 2020 FTE as of CENSUS	Summer 2021 FTE as of CENSUS	One Year % Change FTE	
Degree	Major	Concentration							
Master of Fine Arts	Total	Total	19	19	0.00	14			
[REDACTED]									



Enrollment and Credit Hour Report
 Summer Term As of Census
 Graduate Enrollment by Degree, Major, and Concentration
 July 12, 2021

			Summer 2020 HC as of CENSUS	Summer 2021 HC as of CENSUS	One Year % Change	Summer 2020 FTE as of CENSUS	Summer 2021 FTE as of CENSUS	One Year % Change FTE
Degree	Major	Concentration						
Non-Degree Seeking GR	Total	Total	13	11	-15.38	7	6	-22.73
	Post-Bacc. - w / Certification	All Level Art/Music/ Span/P.E.	3	0	.	1	0	.
		Generalist EC-6	4	1	-75.00	3	1	-77.78
		EC-6 Bilingual Ed.w/Int. Cert	0	1	.	0	1	.
		Mid Sch Read/Lang Arts/Eng 4-8	1	0	.	1	0	.
		None	0	1	.	0	Summer	

1

None
None

Enrollment and Credit Hour Report
 Summer Term As of Census
 Student Credit Hours (SCH) by Student Level
 July 12, 2021

	Summer 2020 SCH as of CENSUS	Summer 2021 SCH as of CENSUS	One Year % Change
Student Level			
Undergraduate	4,961	4,387	-11.57
Graduate Student	5,991	6,103	1.87
Total	10,952	10,490	-4.22

Enrollment and Credit Hour Report
Summer Term As of Census
Undergraduate Student Credit Hours (SCH) by Subject
July 12, 2021

			Summer 2020 SCH as of CENSUS	Summer 2021 SCH as of CENSUS	One Year % Change
Level	College				
Undergraduate	Total		4,961	4,387	-11.57
	0140 College of Business				

Enrollment and Credit Hour Report
 Summer Term As of Census
 Undergraduate Student Credit Hours (SCH) by Subject
 July 12, 2021

			Summer 2020 SCH as of CENSUS	Summer 2021 SCH as of CENSUS	One Year % Change
Level	College				
	College of Science and Engineering		547	367	-32.91

Enrollment and Credit Hour Report
 Summer Term As of Census
 Graduate Student SCH by Program and Course Level
 July 12, 2021

			Course Level		
			Undergraduate	Graduate Student	
			Summer 2021	Summer 2020	Summer 2021
			SCH	SCH	SCH
Degree	Major	Concentration			
Doctor of Education	Exec. Educational Leadership	None	.	579	630
	Exec. Mental Health/Human Serv	None	.	61	279
	Special Education Leadership	None	.	144	85
Master of Arts	Apologetics	Cultural	.	30	59
		Philosophical	.	24	33
		None	.	9	6
	Biblical Languages	None	.	3	3
	Classics & Early Christianity	None	.	9	18
	Christian Counseling	Professional Life Coaching	.	3	3
		None	.	81	75
	Christian Leadership	Marriage and Family Studies	.	.	3
		None	.	72	42
Practical Theology		.	.	3	

(Continued)

Enrollment and Credit Hour Report
 Summer Term As of Census
 Graduate Student SCH by Program and Course Level
 July 12, 2021

			Course Level		
			Undergraduate	Graduate Student	
			Summer 2021	Summer 2020	Summer 2021
			SCH	SCH	SCH
Degree	Major	Concentration			
Master of Arts	Pastoral Counseling	Human Sexuality	.	6	.
		Military and Vet. Care and Co.	.	3	.
	Marriage and Family Therapy	None	.	156	219
	Philosophy	None	.	6	.
	Psychology	Licensed Spec. School Psyc.	.	348	108
		Licensed Spec Respecialization	.	21	6
		None	.	189	141
		Specialist in School Psyc.	.	6	246
	Theology	None	.	3	.
	Theological Studies	Biblical Languages	.	.	9
		Biblical Studies	.	.	24
		Entrepreneurial Leadership	.	.	6
		Biblical Languages Track	.	.	9
		None	.	195	78

(Continued)

Enrollment and Credit Hour Report
 Summer Term As of Census
 Graduate Student SCH by Program and Course Level
 July 12, 2021

			Course Level		
			Undergraduate	Graduate Student	
			Summer 2021	Summer 2020	Summer 2021
			SCH	SCH	SCH
Degree	Major	Concentration			
Master of Arts	Theological Studies	Theological Studies	.	.	21
Master of Business Admin.	Business Administration	AccountingBusiness7f93.64 172.20.48 re B* d p re n48 re220.5.73.73.73RC			

Enrollment and Credit Hour Report
 Summer Term As of Census
 Graduate Student SCH by Program and Course Level
 July 12, 2021

			Course Level		
			Undergraduate	Graduate Student	
			Summer 2021	Summer 2020	Summer 2021
			SCH	SCH	SCH
Degree					

Enrollment and Credit Hour Report
 Summer Term As of Census
 Graduate Student SCH by Program and Course Level
 July 12, 2021

Sio Artnc Concentration	Degree			Major			Major Concentration			Course Level		
										Undergraduate	Graduate Student	
										Summer 2021	Summer 2020	Summer 2021
										SCH	SCH	SCH



Enrollment and Credit Hour Report
 Summer Term As of Census
 Graduate Student Enrollment by Program and Campus
 July 12, 2021



				Summer 2020 HC as of CENSUS	Summer 2021 HC as of CENSUS	One Year % Change	Summer 2020 SCH as of CENSUS	Summer 2021 SCH as of CENSUS	One Year % Change SCH
Degree	Major	Concentration	Campus						
Total	Total	Total		898	939	4.57	5,991	6,103	1.87
Doctor of Education	Total	Total	HBU Main Campus	58	39	-32.76	616	415	-32.63
			Online	24	58	141.67	168	579	244.64
	Exec. Educational Leadership	None	HBU Main Campus	45	30	-33.33	472	318	-32.63
			Online	16	32	100.00	107	312	191.59
	Exec. Mental Health/Human Serv	None	HBU Main Campus	0	1	.	0	12	.
			Online	8	26	225.00	61	267	337.70
	Special Education Leadership	None	HBU Main Campus	13	8	-38.46	144	85	-40.97
	Master of Arts	Total	Total	HBU Main Campus	203	179	-11.82	1,233	1,030
Online				116	190	63.79	669	1,072	60.24



(Continued)

Enrollment and Credit Hour Report
 Summer Term As of Census
 Graduate Student Enrollment by Program and Campus
 July 12, 2021

				Summer 2020 HC as of CENSUS	Summer 2021 HC as of CENSUS	One Year % Change	Summer 2020 SCH as of CENSUS	Summer 2021 SCH as of CENSUS	One Year % Change SCH
Degree	Major	Concentration	Campus						
Master of Arts	Apologetics	Cultural	HBU Main Campus	0	1	.	0	4	.
			Online	8	14	75.00	30	55	83.33
		Philosophical	HBU Main Campus	1	0	.	3	0	.
			Online	5	8	60.00	21	33	57.14
		None	Online	2	2	0.00	9	6	-33.33
	Biblical Languages	None	HBU Main Campus	1	1	0.00	3	3	0.00
	Classics & Early Christianity	None	HBU Main Campus	2	3	50.00	9	18	100.00
	Christian Counseling	Professional Life Coaching	Online	1	1	0.00	3	3	0.00
			HBU Main Campus	13	14	7.69	72	66	-8.33
		None	Online	3	3	0.00	9	9	0.00

(Continued)





Enrollment and Credit Hour Report
 Summer Term As of Census
 Graduate Student Enrollment by Program and Campus
 July 12, 2021



				Summer 2020 HC as of CENSUS	Summer 2021 HC as of CENSUS	One Year % Change	Summer 2020 SCH as of CENSUS	Summer 2021 SCH as of CENSUS	One Year % Change SCH
Degree	Major	Concentration	Campus						
Master of Arts	Pastoral Counseling	Human Sexuality	HBU Main Campus	1	0	.	6	0	.
		Military and Vet. Care and Co.	HBU Main Campus	1	0	.	3	0	.
	Marriage and Family Therapy	None	HBU Main Campus	9	9	0.00	54	60	11.11
			Online	15	24	60.00	102	159	55.88
	Philosophy	None	HBU Main Campus	2	0	.	6	0	.

(Continued)

Enrollment and Credit Hour Report
 Summer Term As of Census
 Graduate Student Enrollment by Program and Campus
 July 12, 2021

				Summer 2020 HC as of CENSUS	Summer 2021 HC as of CENSUS	One Year % Change	Summer 2020 SCH as of CENSUS	Summer 2021 SCH as of CENSUS	One Year % Change SCH
Degree	Major	Concentration	Campus						
Master of Arts	Psychology	Licensed Spec. School Psyc.	HBU Main Campus	50	20	-60.00	348	108	-68.97
		Licensed Spec Respecializatio n	HBU Main Campus	3	1	-66.67	21	6	-71.43
		None	HBU Main Campus	33	27	-18.18	189	141	-25.40
		Specialist in School Psyc.	HBU Main Campus	1	36	3500.00	6	246	4000.00
	Theology	None	HBU Main Campus	1	0	.	3	0	.

(Continued)



Enrollment and Credit Hour Report
Summer Term As of Census
Graduate Student Enrollment by Program and Campus
July 12, 2021

				Summer 2020 HC

Enrollment and Credit Hour Report
 Summer Term As of Census
 Graduate Student Enrollment by Program and Campus
 July 12, 2021


				Summer 2020 HC as of CENSUS	Summer 2021 HC as of CENSUS	One Year % Change	Summer 2020 SCH as of CENSUS	Summer 2021 SCH as of CENSUS	One Year % Change SCH	
Degree	Major	Concentration	Campus							
Master of Business Admin.	Business Administration	Marketing	HBU Main Campus	3	1	-66.67	27	3	-88.89	
			Online	3	3	0.00	27	15	-44.44	
		None	HBU Main Campus	11	6	-45.45	51	27	-47.06	
			Online	4	3	-25.00	29	18	-37.93	
		Org. Development & Change	HBU Main Campus	3	6	100.00	20	44	120.00	
			Online	2	9	350.00	15	70	366.67	
		Data Analytics	None	HBU Main Campus	0	4	.	0	27	.
		Master of Divinity	Total	Total	HBU Main Campus	16	11	-31.25	90	60
Online	6				8	33.33	42	54	28.57	

(Continued)

Enrollment and Credit Hour Report
 Summer Term As of Census
 Graduate Student Enrollment by Program and Campus
 July 12, 2021

				Summer 2020 HC as of CENSUS	Summer 2021 HC as of CENSUS	One Year % Change	Summer 2020 SCH as of CENSUS	Summer 2021 SCH as of CENSUS	One Year % Change SCH
Degree	Major	Concentration	Campus						
Master of Divinity	Divinity	Biblical Languages	HBU Main Campus	1	0	.	6	0	.
		Professional Life Coaching	Online	1	0	.	6	0	.
		Biblical Languages Track	HBU Main Campus	7	5	-28.57	39	30	-23.08
			Online	1	5	400.00	6	33	450.00
		English Language Track	HBU Main Campus	4	4	0.00	27	21	-22.22
			Online	4	3	-25.00	30	21	-30.00
		None	HBU Main Campus	4	2	-50.00	18	9	-50.00
		Master of Education	Total	Total	HBU Main Campus	72	35	-51.39	541
Online	39				34	-12.82	249	234	-6.02



(Continued)



Enrollment and Credit Hour Report
 Summer Term As of Census
 Graduate Student Enrollment by Program and Campus
 July 12, 2021



				Summer 2020 HC as of CENSUS	Summer 2021 HC as of CENSUS	One Year % Change	Summer 2020 SCH as of CENSUS	Summer 2021 SCH as of CENSUS	One Year % Change SCH
Degree	Major	Concentration	Campus						
Master of Education	Curriculum and Instruc.w/ Cert.	Science 7-12 w/Certification	HBU Main Campus	1	0	.	6	0	.
	Educational Administration	None	HBU Main Campus	16	3	-81.25	162	15	-90.74
			Online	10	10	0.00	54	63	16.67
	Bilingual Education	None	HBU Main Campus	1	1	0.00	9	6	-33.33
	Educational Diagnostician	None	HBU Main Campus	8	5	-37.50	45	27	-40.00
	Higher Education	Higher Ed.-Business Management	HBU Main Campus	3	0	.	15	0	.
			Online	0	2	.	0	9	.
		Christian Studies		HBU Main Campus	1	0	.	6	0

(Continued)



Enrollment and Credit Hour Report
 Summer Term As of Census
 Student Enrollment by Program and Campus
 July 12, 2021

	Summer 2020 HC as of CENSUS	Summer 2021 HC as of CENSUS	One Year % Change	Summer 2020 SCH as of CENSUS	Summer 2021 SCH as of CENSUS	One Year % Change SCH
Campus						
Online	0	1	.	0	12	.



Enrollment and Credit Hour Report
 Summer Term As of Census
 Business and Education Leveling Courses by Schedule Type
 July 12, 2021

		Summer 2020					Summer 2021			
		Schedule Type				All	Schedule Type			All
		Online-Hybrid	Lecture	Internship	Online 100%		Lecture	Internship	Online 100%	
		Hours	Hours	Hours	Hours	Hours	Hours	Hours	Hours	
College	Course Type									
Business	HRM-MS	.	.	3	375	378	3	.	216	219
	HRM-MS Leveling	.	.	.	39	39	.	.	22	22
	MBA	45	.	.	454	499	33	6	493	532
	MBA Leveling	.	.	.	89	89	.	.	68	68
	MIB	.	.	.	3	3
	All	45	.	3	960	1,008	36	6	799	841
Education	Course Type									
	PSYC-MA	66	141	.	357	564	336	.	165	501
	All	66	141	.	357	564	336	.	165	501
All		111	141	3						

Enrollment and Credit Hour Report
 Summer Term As of Census
 Graduate Cohort Enrollment by Degree
 July 12, 2021

		Summer 2020 as of CENSUS	Summer 2021 as of CENSUS	One Year % Change	Summer 2020 SCH as of CENSUS	Summer 2021 SCH as of CENSUS	One Year % Change SCH
Degree							
		133	88	-33.83	922	594	-35.57
Master of Divinity		22	19	-13.64	132	114	-13.64